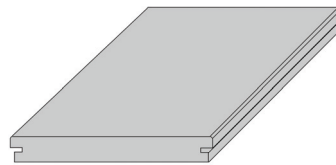


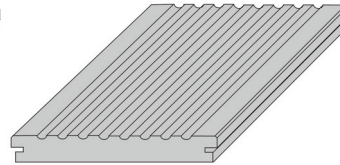
BAMBOO X-TREME™ DECKING

Product

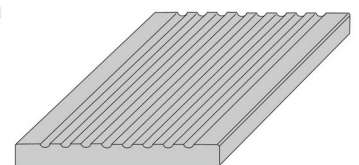
The BAMBOO X-Treme™ decking is a heat treated high density board, suitable for outdoor applications, especially as decking. There are 3 versions available: Version 1 with a groove (to install it using clips) and version 2 also grooved with a ribbed and flat surface. Version 3 is without groove (for screwing installation) and is oiled on both sides (flat or ribbed), so the board can be installed either with the ribbed side up or down. The boards have been finished with WOCA Decking oil.



Version 1
BO-DTHT161G-AD



Version 2
BO-DTHT150G-AD
BO-DTHT160G-AD



Version 3
BO-DTHT150-AD
BO-DTHT160-AD

Product line

Product Code	Grooved	Edges	Finish	Surface	Head-Side T/G	Dimensions (mm)
BO-DTHT150-AD	No	B	OW*	R/F**	No	1860x137x18
BO-DTHT150G-AD	Yes	B	OW	R	No	1860x137x18
BO-DTHT160-AD	No	B	OW*	R/F**	Yes	1850x137x20
BO-DTHT160G-AD	Yes	B	OW	R	Yes	1850x137x20
BO-DTHT161G-AD	Yes	B	OW	F	Yes	1850x137x20

DT = Density

B = Bevel

F = Flat

R = Ribbed

OW = Oil Woca

* Applied on both sides

** One side flat, one side ribbed, both sides can be used.

Installation

Please read the full installation instructions on the backside.

Technical characteristics

- Durability class (EN113 / EN350-1): class 1
- Surface fungus resistance (EN152): class 0
- Dimensional stability: 24hours submerging in water 20 degrees Celsius:
length: + 0,1 % / width: + 0,9 % / thickness: + 2,4 %
- Density: appr. 1200 kgr / m3
- Hardness (EN1534): 8-9 kgr / mm2 (Brinell)
- Elasticity Modulus (EN408): 10737 N/mm2
- Breaking strength (EN408): 50,30 N/mm2
- Strength class (EN338): D50

Bamboo is a natural product and, like any other wood, is subject to variations of shades of colors.



Installation instruction Bamboo X-Treme™ Decking

Before installation

- Water logging under the decking should be avoided by preparing a water permeable ground structure. This can be achieved by sand layers and gravel dispersion above.
- Install the decking boards with slight slope to enable water to run off the surface.
- Secure good ventilation of the decking by keeping at least 30 mm expansion space at walls and obstacles and avoid closing the terrace on the sides.
- Keep at least 5 mm expansion space between the boards.
- Use under construction beams in the minimum size of 40x70 mm.
- Advisable is to install the boards on under construction beams with 450 mm space between the beams (board length supported by 4 battens).
- It is advisable to apply wax on end sides and cross cut board ends to avoid easy water penetration.

Please note

- The BAMBOO X-TREME™ outdoor board is a natural forest product, which can vary in color, grain and appearance. Color can change over time depending on the maintenance schedule.
- Small cracks on the surface and on the end of the boards can arise from the different drying characteristics of the surface and cross cut ends. This phenomenon is normal for most wood species and is minimized for this product by its patented 'Density – Thermo' production method. Head sides cracks can be further minimized by applying wax on cross end sides of the boards.
- The surface sides of the boards can get rougher over time as a result of constant shrink and swell of the boards due to dry and wet climate periods. This phenomenon is normal for most wood species and is minimized for this product by its patented density – heat treated production method.
- Slight dimensional change or cupping of the boards can occur after installation. This phenomenon is normal for most wood species and is minimized for this product by its patented density – heat treated production method.

The installation

TYPE BO-DTHT150G-AD / BO-DTHT160G-AD / BO-DTHT161G-AD:

- Use the MOSO recommended clips in following sequence: 1. Fix clip in the groove of one board. 2. Pre-drill the screw. 3 Install the following board. 4. Drill the screw down fully in the sub beam.
- Use 20 clips per / m².
- Use A2 stainless steel screws.

TYPE BO-DTHT150-AD / BO-DTHT160-AD:

- Determine the surface side of the boards (waved surface or non-waved surface).
- Pre drill the screw hole.
- Use A2 stainless steel screws.

Maintenance and cleaning

The surface side of the BAMBOO X-TREME™ outdoor board is pre oiled with WOCA air dried outdoor oil.

- It is advisable to keep the decking as much as possible free from dust and dirt (clean by broom regularly).
- Clean the floor at least one time per year with WOCA Decking Cleaner. Follow the instructions from WOCA (www.woodcaredenmark.com).
- Remove the soap and dirt water residue on the boards with clean water and let the floor dry.
- Apply a new layer of WOCA Decking Oil. When not applying new outdoor oil 2x per year, the floor will turn in to a grey color tone and the distinguishing bamboo wood grain structure will become less visible. Follow the instructions from WOCA (www.woodcaredenmark.com).
- Give the floor enough drying time before use.

Additional note

Whilst all due care is taken to ensure the accuracy of the installation instructions, individual circumstances (location, sub floor and installation procedures) may vary and are beyond the manufacturer's control. In case of doubt, therefore, consult the distributor.

These instructions are subject to change. For the latest version go to www.moso.eu.

